

440W- 460W

More power, less degradation

X **MAX** EL HC7 - 460 -108



Elitec-solar module could increase power generation by 3%+ per watt compared with PERC



LOWER DEGRADATION RATE
First-year $\leq 1\%$, 2-30 year $\leq 0.4\%$



COMPATIBLE with mainstream trackers
effective product for utility power plant



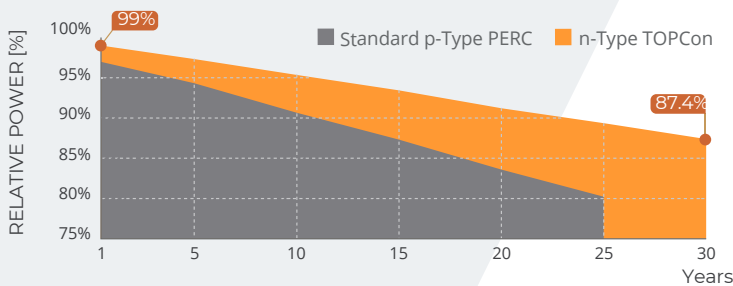
BETTER shading tolerance
Excellent performance under dim light



LOWER TEMP. COEFFICIENT
More power generation under high-temperature



LINEAR PERFORMANCE WARRANTY



30 Years
Warranty for Extra
Linear Power Output

30 Years
Warranty for Materials
and Processing

0.4%
Annual degradation

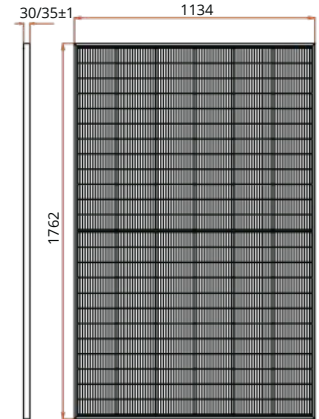


Remark: customized frame color and cable length available upon request

ELECTRICAL CHARACTERISTICS (STC)

Maximum Power(Pmax/W)	435	440	445	450	455	460
Open Circuit Voltage(Voc/V)	39.16	39.38	39.59	39.78	39.98	40.17
Short Circuit Current(Isc/A)	13.80	13.86	13.93	14.00	14.07	14.14
Voltage at Maximum Power(Vmp/V)	32.59	32.81	33.02	33.21	33.41	33.60
Current at Maximum Power(Imp/A)	13.35	13.41	13.48	13.55	13.62	13.69
Module Efficiency(%)	21.77	22.02	22.27	22.52	22.77	23.02

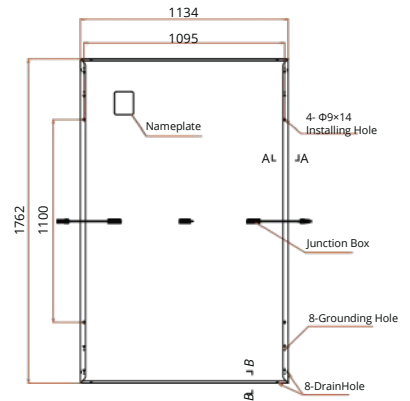
STC:AM1.5 1000W/m² 25 °C



ELECTRICAL CHARACTERISTICS (NOCT)

Maximum Power(Pmax/W)	329	333	337	341	344	348
Open Circuit Voltage(Voc/V)	32.62	36.81	37.00	37.19	37.37	37.55
Short Circuit Current(Isc/A)	11.38	11.45	11.52	11.58	11.65	11.72
Voltage at Maximum Power(Vmp/V)	30.56	30.73	30.89	31.06	31.22	31.38
Current at Maximum Power(Imp/A)	10.78	10.84	10.90	10.97	11.03	11.09

NOCT:AM1.5 800W/m² 20 °C 1m/s Test uncertainty for Pmax ±3%



MECHANICAL SPECIFICATION

Cell	TOPCon Mono Xmax	Junction Box	IP68
No.of cells	108(2x54)	Connector	MC4 Compatible
Cable Length	300mm(+)/300mm(-)	Weight	21kgs±3%
Cable Cross Section Size	4mm ² (IEC)	Cells Type	Mono 182
Dimension(LxWxT)	1762±2mmx1134±2mmx30±1mm	Packaging	36pcs/pallet, 936pcs/40HQ(30mm) 31pcs/pallet, 806pcs/40HQ(35mm)

OPERATING PARAMETERS

Maximum System Voltage	1500VDC	Maximum StaticLoad,Front	5400Pa(112lb/ft ²)
Operating Temperature	-40°C~+70°C	Maximum StaticLoad,Back	2400Pa(50lb/ft ²)
Maximum Series Fuse	25A		

TEMPERATURE RATINGS

Norminal Operating Cell Temperature(NOCT)	45±2°C
Temperature Coefficiency of Isc	+0.045%/°C
Temperature Coefficiency of Voc	-0.25%/°C
Temperature Coefficiency of Pmax	-0.29%/°C

I-V CURVE (Xmax EL H7-460 - 108)

